

**-Pro-**

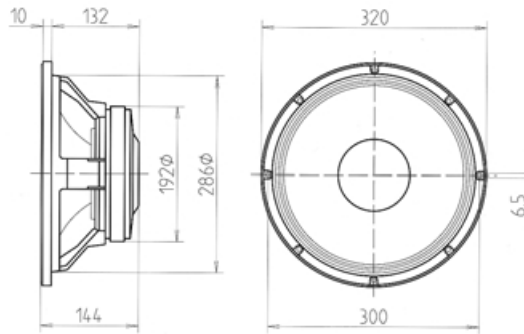
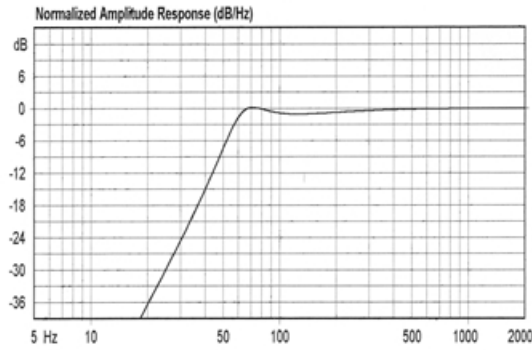
**(12K200)**  
LOW  
FREQUENCY

This 12" cone transducer has been specifically designed to provide powerful and accurate bass frequencies. It features a 3" (77mm) voice coil diameter, coupled to a powerful magnetic assembly. Its low distortion characteristics and flat response make it an ideal choice for bass applications in compact size tuned enclosures.

Este modelo de 12" ha sido diseñado para aplicaciones de baja frecuencia. Está dotado de una bobina de 3" de diámetro, movida por un sistema magnético de gran tamaño, con una buena ventilación central y chasis de aluminio fundido a presión. Su baja distorsión y respuesta plana le hacen muy apropiado para aplicaciones de graves en recintos acústicos de tamaño compacto.



PREDICTED LOW FREQUENCY RESPONSE • Bass-reflex cabinet, Vb=50.00 l, fb=60.0 Hz



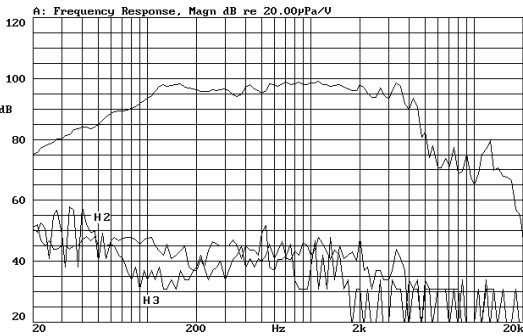
**SPECIFICATIONS**

Nominal diameter	300 mm. 12 in.
Rated impedance	8 ohms.
Power capacity*	250 w RMS
Program Power	500 Watts.
Sensitivity	99 dB, 2.83v @ 1m @ 2π
Frequency range	35-4000 Hz
Recom. enclosure vol.	20/70 l 0.7/2.58 ft. <sup>3</sup>
Voice coil diameter	77 mm. 3 in.
Magnetic assembly weight	6.8 kg. 15 lb.
BL factor	17.7 N/A
Moving mass	0.054 kg.
Voice coil length	16 mm.
Air gap height	7 mm.
X damage (peak to peak)	32 mm.

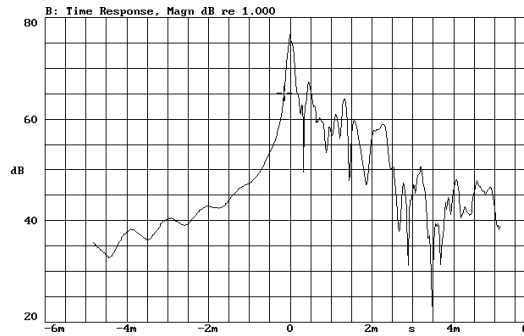
**MOUNTING INFORMATION**

Overall diameter	320 mm. 12.6 in.
Bolt circle diameter	300 mm. 11.8 in.
Baffle cutout diameter:	
-Front mount	286 mm. 11.26 in.
-Rear mount	280 mm. 11.02 in.
Depth	137 mm. 5.4 in.
Volume displaced by driver	5.5 l 0.19 ft. <sup>3</sup>
Net weight	7.8 kg. 17.2 lb.
Shipping weight	8.5 kg. 18.74 lb.

FREQUENCY RESPONSE & DISTORTION CURVES, MAGN. On axis, 1w @ 1m.



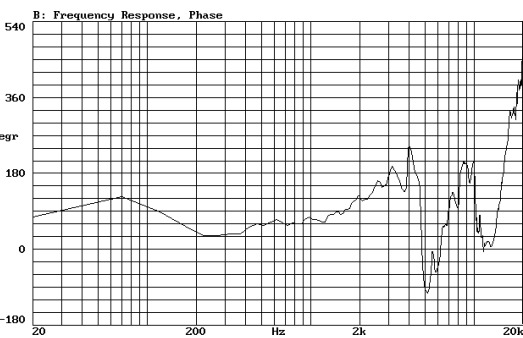
TIME RESPONSE, MAGN.



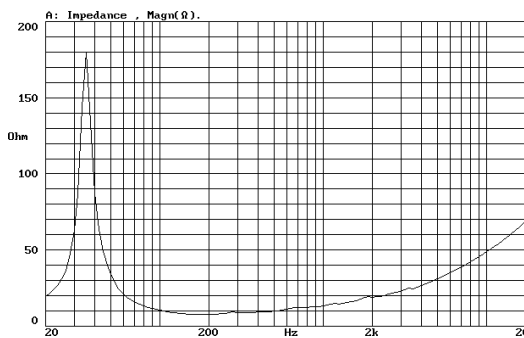
**MATERIALS**

Basket	Die Cast aluminium
Cone	Paper
Surround	Plasticised cloth
Voice coil	Copper
Magnet	Ferrite

FREQUENCY RESPONSE, PHASE. On axis, 1w @ 1m.



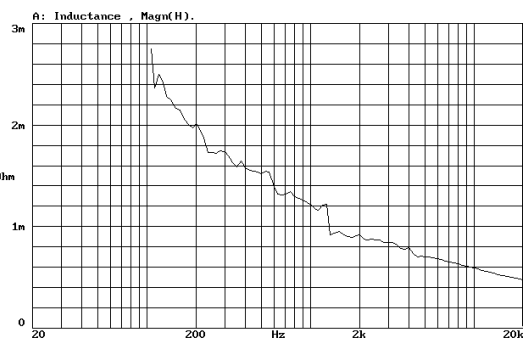
FREE AIR IMPEDANCE CURVE



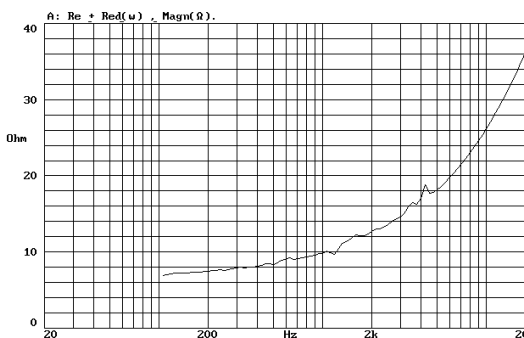
**THIELE-SMALL PARAMETERS\*\***

Resonant Frequency, fs	35 Hz
D.C. Voice Coil Resistance, Re	6.2 ohms.
Mechanical Quality Factor, Qms	11.17
Electrical Quality Factor, Qes	0.229
Total Quality Factor, Qts	0.225
Equivalent Air Volume to Cms, Vas	160 l
Mechanical Compliance, Cms	383 μm/N
Mechanical Resistance, Rms	1 kg/s
Efficiency, η (%)	2.9
Effective Surface Area, Sd(m <sup>2</sup> )	0.053 m <sup>2</sup>
Maximum Displacement, Xmax	4.5 mm.
Displacement Volume, Vd	220 cm. <sup>3</sup>
Voice Coil Inductance, Le @ 1kHz	0.8 mH

VOICE COIL INDUCTANCE CURVE



Re + Red(w) CURVE



**NOTES**

\*The power capacity corresponds to the RMS maximum value that can dissipate the loudspeaker when a sinus signal is applied for a period of at least two hours. Program power is defined as the transducer's ability to handle normal music program material.

\*\* T-S parameters are measured after an exercise period using a preconditioning power test, using a velocity-current laser transducer, and will reflect the long term parameters, once the loudspeaker has been working for a short period of time.

**NOTAS**

\*La potencia admisible corresponde a la máxima potencia RMS que puede disipar el altavoz durante al menos dos horas, cuando se le aplica una señal senoidal determinada. Por potencia programa se entiende la capacidad del altavoz en el manejo de señales transitorias, como sería el proporcionado por el contenido de un pasaje musical normal.

\*\* Los parámetros T-S han sido medidos después de un período de fatiga y estabilización de las suspensiones, mediante transductor laser de velocidad-corriente, y son el reflejo de los parámetros a largo plazo del altavoz, una vez éste haya sido instalado y haya trabajado en un corto espacio de tiempo.