

15G400

LOW FREQUENCY



This 15" high compliance bass driver, with winding length optimised for increased linear excursion and dual suspension system (double spider assembly) ensures that the voice coil maintains pure axial movement at all times. The magnetic structure construction generates a symmetrical magnetic field and, at the same time, provides an efficient thermal path which contributes to heat dissipation. This model is suitable for use in high power sound reinforcement systems, of various enclosure types.

Modelo de 15" de alta elasticidad con bobina de 4" realizada con hilo rectangular de cobre. Reune unas características que lo hacen idóneo para aplicaciones como subwoofer o como unidad de graves en sistemas profesionales de grandes prestaciones. Utiliza un circuito magnético ventilado de configuración simétrica, lo que le confiere unas propiedades excepcionales: Baja distorsión, potencia admisible importante, reducida compresión de potencia por efecto térmico y banda pasante hasta el extremo grave.

SPECIFICATIONS

Nominal diameter	380 mm. 15 in.
Rated impedance	8 ohms.
Power capacity*	400 w RMS
Program Power	800 Watts.
Sensitivity	99 dB, 2.83v @ 1m @ 2π
Frequency range	25-1500 Hz
Recom. enclosure vol.	40/150 l 1.4/6 ft. ³
Voice coil diameter	100 mm. 4 in.
Magnetic assembly weight	9 kg. 19.846 lb.
BL factor	22.7 N/A
Moving mass	0.110 kg.
Voice coil length	22 mm.
Air gap height	9 mm.
X damage (peak to peak)	28 mm.

MOUNTING INFORMATION

Overall diameter	388 mm. 15.28 in.
Bolt circle diameter	370 mm. 14.56 in.
Baffle cutout diameter:	
-Front mount	352 mm. 13.85 in.
-Rear mount	355 mm. 13.98 in.
Depth	155 mm. 6.1 in.
Volume displaced by driver	7 l 0.25 ft. ³
Net weight	10.4 kg. 22.92 lb.
Shipping weight	11.5 kg. 25.35 lb.

MATERIALS

Basket	Die Cast aluminium
Cone	Paper
Surround	Plasticised cloth
Voice coil	Flat copper wire
Magnet	Ferrite

THIELE-SMALL PARAMETERS**

Resonant Frequency, fs	35 Hz
D.C. Voice Coil Resistance, Re	6 ohms.
Mechanical Quality Factor, Qms	8.3
Electrical Quality Factor, Qes	0.284
Total Quality Factor, Qts	0.275
Equivalent Air Volume to Cms, Vas	175 l
Mechanical Compliance, Cms	188 μm/N
Mechanical Resistance, Rms	2.9 kg/s
Efficiency, η (%)	2.5
Effective Surface Area, Sd(m ²)	0.083 m ²
Maximum Displacement, Xmax	7 mm.
Displacement Volume, Vd	580 cm. ³
Voice Coil Inductance, Le @ 1kHz	1.3 mH

NOTES

*The power capacity corresponds to the RMS maximum value that can dissipate the loudspeaker when a sinus signal is applied for a period of at least two hours. Program power is defined as the transducer's ability to handle normal music program material.

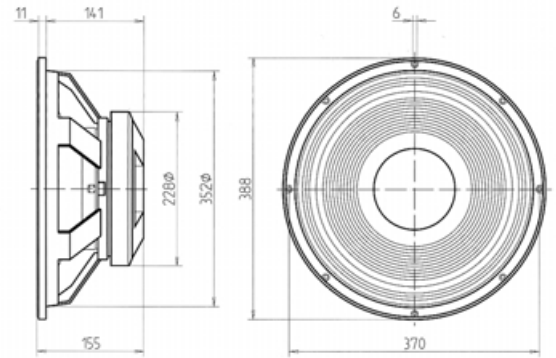
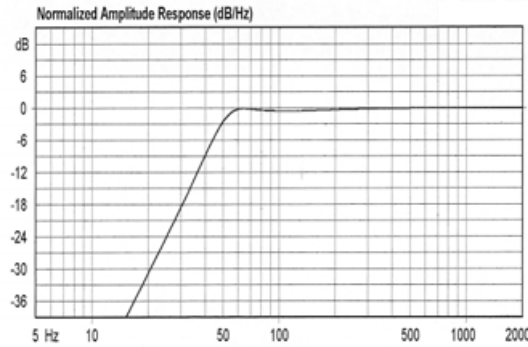
** T-S parameters are measured after an exercise period using a preconditioning power test, using a velocity-current laser transducer, and will reflect the long term parameters, once the loudspeaker has been working for a short period of time.

NOTAS

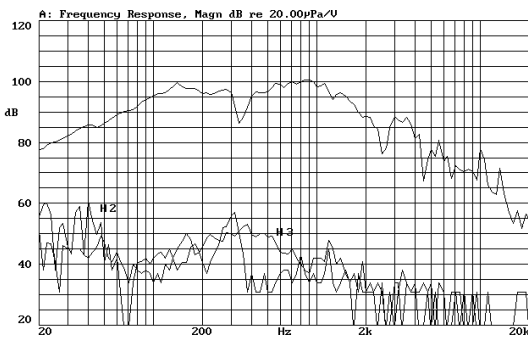
*La potencia admisible corresponde a la máxima potencia RMS que puede disipar el altavoz durante al menos dos horas, cuando se le aplica una señal senoidal determinada. Por potencia programa se entiende la capacidad del altavoz en el manejo de señales transitorias, como sería el proporcionado por el contenido de un pasaje musical normal.

** Los parámetros T-S han sido medidos después de un periodo de fatiga y estabilización de las suspensiones, mediante transductor láser de velocidad-corriente, y son el reflejo de los parámetros a largo plazo del altavoz, una vez éste haya sido instalado y haya trabajado en un corto espacio de tiempo.

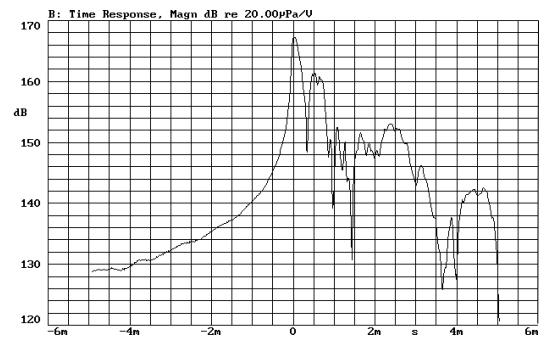
PREDICTED LOW FREQUENCY RESPONSE • Bass-reflex cabinet, Vb=80.00 l, fb=50.0 Hz



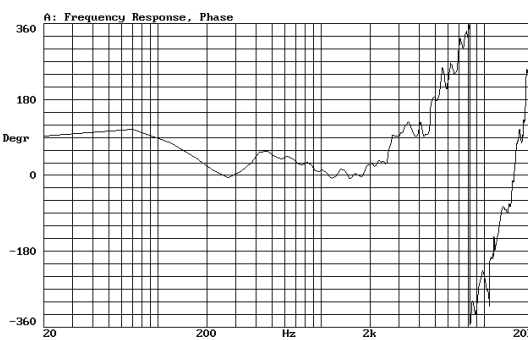
FREQUENCY RESPONSE & DISTORTION CURVES, MAGN. On axis, 1w @ 1m.



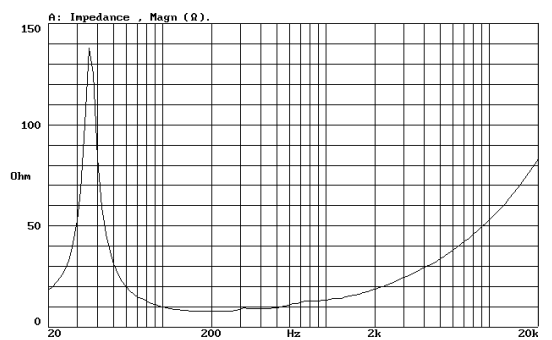
TIME RESPONSE, MAGN.



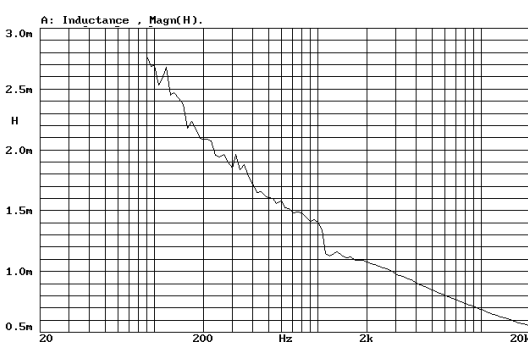
FREQUENCY RESPONSE, PHASE. On axis, 1w @ 1m.



FREE AIR IMPEDANCE CURVE



VOICE COIL INDUCTANCE CURVE



Re + Red(w) CURVE

