

15KX CO AXIAL



This dual loudspeaker incorporates a 15" bass transducer, featuring a 3" voice coil diameter, edgewound aluminium ribbon wire, and a concentrically mounted 2" compression driver into an integrated voice coil gap magnet system. This design achieves high efficiency, smooth frequency response, low distortion, reduces phasing problems in the crossover region, and simplifies enclosure design.

Sistema coaxial de 15" con bobina de 3" de diámetro, y motor de compresión de 2" con diafragma de titanio y bobina de 3". Montados de forma concéntrica, son movidos por el mismo circuito magnético. La asimilación de los focos de emisión a una fuente puntual reduce de forma notable los problemas de fase en la zona de transición entre ambos reproductores confiriendo una respuesta muy coherente. Muy recomendado para aplicaciones en sistemas bass-reflex de tamaño compacto.

SPECIFICATIONS

L.F. UNIT	
Nominal diameter	380 mm. 15 in.
Rated impedance	8 ohms.
Power capacity*	250 w RMS
Program Power	500 Watts.
Sensitivity	99 dB 2.83v @ 1m @ 2π
Frequency range	25-3000 Hz
Recom. enclosure vol.	60/150 l 2.14/5.59 ft. ³
Voice coil diameter	77 mm. 3 in.
Magnetic assembly weight	6.4 kg. 14.11 lb.
BL factor	14.5 N/A
Moving mass	0.070 kg.
Voice coil length	13 mm.
Air gap height	8 mm.
X damage	28 mm.
Voice Coil Inductance, Le@ 1kHz	1 mH

H.F. UNIT	
Rated impedance	8 ohms.
Minimum impedance	6.5 ohm@ 1kHz
Power capacity	80 w
Frequency range	0.8 - 17 kHz
Sensitivity 1w @ 1m	105 dB
Voice coil diameter	72.2 mm. 2.8 in.
Flux density	1.4 T
BL factor	7.5 N/A
Dispersion	90°

MOUNTING INFORMATION

Overall diameter	388 mm. 15.28 in.
Bolt circle diameter	370 mm. 14.57 in.
Baffle cutout diameter:	
-Front mount	352 mm. 13.85 in.
-Rear mount	355 mm. 13.98 in.
Depth	180 mm. 7.1 in.
Volume displaced by driver	7 l 0.25 ft. ³
Net weight	8.25 kg. 18.19 lb.
Shipping weight	9.25 kg. 20.4 lb.

MATERIALS

L.F. UNIT	
Basket	Cast aluminium
Cone	Paper
Surround	Plasticised cloth
Voice coil	Edgewound alum. ribbon
Magnet	Ferrite
H.F. UNIT	
Diaphragm	Titanium
Voice coil	Edgewound alum. ribbon
Voice coil former	Kapton

THIELE-SMALL PARAMETERS**

Resonant Frequency, fs	45 Hz
D.C. Voice Coil Resistance, Re	5.68 ohms.
Mechanical Quality Factor, Qms	11.4
Electrical Quality Factor, Qes	0.519
Total Quality Factor, Qts	0.496
Equivalent Air Volume to Cms, Vas	203 l
Mechanical Compliance, Cms	188.4 μm/N
Mechanical Resistance, Rms	1.69 kg/s
Efficiency, η0 (%)	3.18
Effective Surface Area, Sd(m ²)	0.088 m ²
Maximum Displacement, Xmax	3.5 mm.
Displacement Volume, Vd	300 cm. ³

NOTES

*The power capacity corresponds to the RMS maximum value that can dissipate the loudspeaker when a sinus signal is applied for a period of at least two hours.
Program power is defined as the transducer's ability to handle normal music program material.

** T-S parameters are measured after an exercise period using a preconditioning power test, using a velocity-current laser transducer, and will reflect the long term parameters, once the loudspeaker has been working for a short period of time.

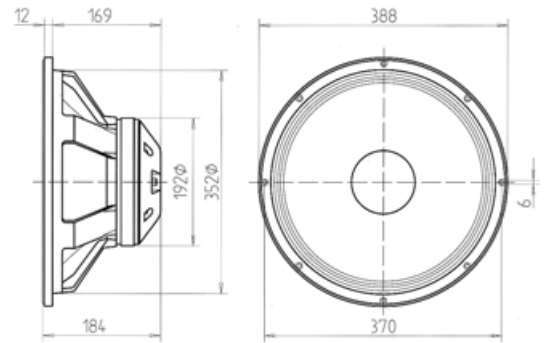
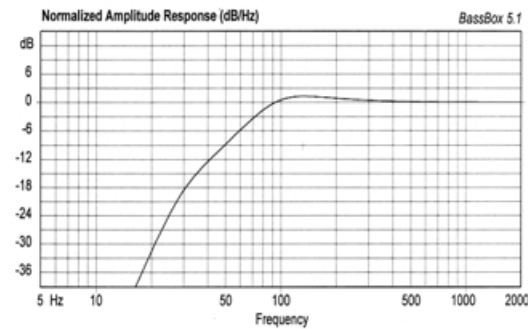
NOTAS

*La potencia admisible corresponde a la máxima potencia RMS que puede disipar el altavoz durante al menos dos horas, cuando se le aplica una señal senoidal determinada.

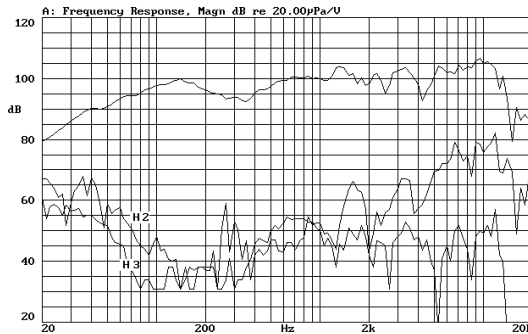
Por potencia programa se entiende la capacidad del altavoz en el manejo de señales transitorias, como sería el proporcionado por el contenido de un pasaje musical normal.

** Los parámetros T-S han sido medidos después de un periodo de fatiga y estabilización de las suspensiones, mediante transductor laser de velocidad-corriente, y son el reflejo de los parámetros a largo plazo del altavoz, una vez éste haya sido instalado y haya trabajado en un corto espacio de tiempo.

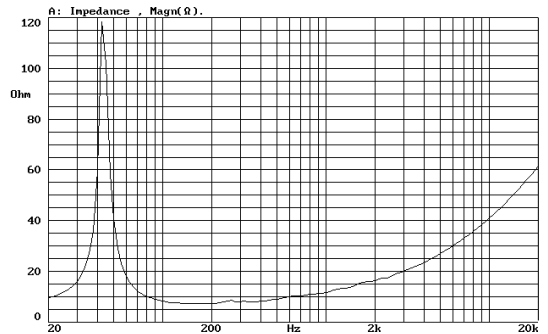
PREDICTED LOW FREQUENCY RESPONSE • Bass-reflex cabinet, Vb=90.00 l, fb=40.0 Hz



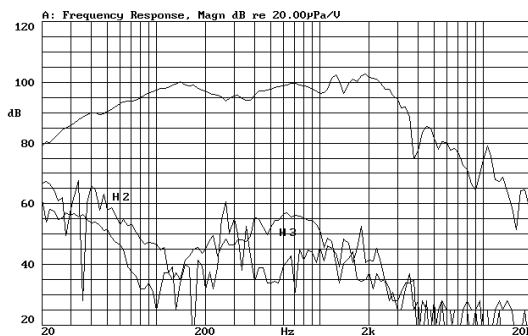
FREQUENCY RESPONSE & DISTORTION CURVES, MAGN. On axis, 1w @ 1m. Measured with FD 212, with EQ & -3 dB ATT.



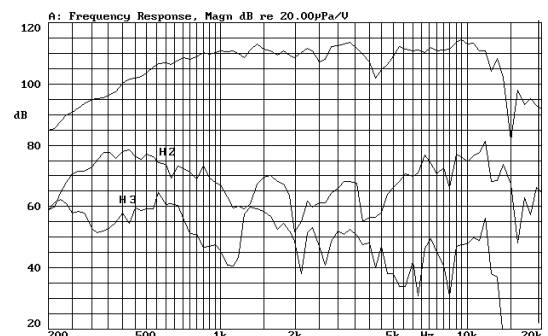
FREE AIR IMPEDANCE CURVE, L.F. UNIT



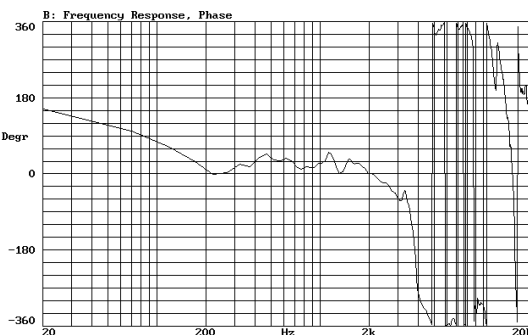
FREQUENCY RESPONSE & DISTORTION CURVES, MAGN. On axis, 1w @ 1m. L.F. UNIT



FREQUENCY RESPONSE & DISTORTION CURVES, MAGN. On axis, 1w @ 1m. H.F. UNIT



FREQUENCY RESPONSE, PHASE On axis, 1w @ 1m. L.F. UNIT



FREQUENCY RESPONSE, PHASE On axis, 1w @ 1m. H.F. UNIT

